



# EXPORT EQUIPMENT CATALOGUE

## MISCELLANEOUS AND ORIGINAL ACCESSORIES EFFECTIVE FROM MARCH 2025



automotive service equipment

REL. MAY 2025

## GENERAL CONDITION OF SALES

- **TECHNICAL DATA:** All technical data is subject to modifications which the manufacturer reserves the right to make at any time without notice.
- **DELIVERIES:** Deliveries are agreed ex works of the company. For deliveries agreed in a different place, the transport is charged to the Customer or with methods agreed from time to time.
- **PRICES:** The company has the right to vary prices, without prior notice, in the event of market variations. No deductions or roundings are accepted on invoice amounts. VAT is excluded from the price and must be added to it.
- **PAYMENTS:** Unless otherwise agreed in writing, payments are understood to be those agreed at the time of the order. Default interest and any other legal right in favor of the company will accrue on any late payments, which is authorized to issue a sight draft with expenses for any amount which is not paid by the deadline established in the contract or invoice. It is also understood that the company may demand full payment if even a single deadline is not respected.
- **TRANSFER OF OWNERSHIP:** When the payment of the price is deferred, the buyer will become the owner of the goods only upon payment of the entire price, interest and accessories, the sale being made and accepted with retention of title.
- **ASSEMBLY AND TESTING, INSTALLATION, WARRANTY:** Assembly and testing are carried out before delivery to the company's plants; the installation is the responsibility of the Customer unless otherwise agreed; the company guarantees its products for a period of twelve months from the delivery date. The warranty does not extend to those parts which are subject to inevitable deterioration.
- **DELIVERY TERMS:** The delivery term, even if confirmed, is absolutely indicative and is calculated in working days.
- **COURT OF JURISDICTION:** For any controversy the Court of Reggio Emilia or that of Pesaro is recognized as having jurisdiction, whatever the method and place agreed for payment and delivery.

The company declines all responsibility in the event of complaints deriving from the use of non-original accessories or spare parts with consequent forfeiture of the CE declaration of conformity

Nexion SpA reserves the right to change the specifications of its products at any time without prior notice. The company declines all responsibility in the event of claims deriving from the use of non-original accessories or spare parts with consequent forfeiture of the EC declaration of conformity.

# MONDOLFO FERRO

# CONTENTS

## RIM REPAIR SYSTEM

RC104  
RC206  
OPTIONAL ACCESSORIES

## CAMERA HEAD-LIGHT TESTERS

PFT-CAM  
OPTIONAL ACCESSORIES FOR PFT-CAM

## AUXILIARY WHEEL LIFTER

PARTNER 70

## IMPACT WRENCHES

AV 100  
AV 102  
AV 150  
AV 200 / AV 201  
OPTIONAL ACCESSORIES FOR IMPACT WRENCHES

## WHEEL WASHERS

**VORTEX**  
OPTIONAL ACCESSORIES FOR VORTEX

## VULCANIZERS

MV 100  
MV 200  
MV 300  
MV 400  
MV 500L  
MV 500  
OPTIONAL ACCESSORIES FOR VULCANIZERS

## 4 TYRE TEST TANK

4 MT 18  
4 MT 24  
5

## TYRE SPREADERS

6 MIP 900  
6  
7

## AIR CONDITIONING SYSTEM DIAGNOSIS AND RECHARGE STATIONS

A/C 1100 SERIES  
8 A/C 1105 SERIES  
8 A/C 1600 SERIES  
A/C 1605 SERIES  
OPTIONAL ACCESSORIES FOR AIR CONDITIONING SYSTEM DIAGNOSIS/RECHARGE STATIONS

9

9

## 9 NITROGEN GENERATORS

9 NITRONIC 300  
9 NITRONIC 500  
10 NITRONIC 1800  
ACCESSORIES FOR NITROGEN GENERATORS

12

12

13

14

14

14

14

15

15

15

16

17

17

17

18

18

20

20

21

22

23

24

25

25

25

25

26

# RIM REPAIR SYSTEM

## RC104




### STANDARD ACCESSORIES



## RC206





### STANDARD ACCESSORIES



Code	Electrical Supply	Description	
0-51301001/16	400V/3Ph/50-60Hz	<b>RC104</b> Rim Repair System (rim Ø 10" - 24").	
0-51301002/16	230V/1Ph/50-60Hz	<b>RC104</b> Rim Repair System (rim Ø 10" - 24").	
0-51301101/16	400V/3Ph/50-60Hz	<b>RC206</b> Rim Repair System (rim Ø 10" - 26").	
0-51301102/16	230V/1Ph/50-60Hz	<b>RC206</b> Rim Repair System (rim Ø 10" - 26").β	



## OPTIONAL ACCESSORIES

Image	Description	Code		Rc 104	Rc 206																			
	<b>Bushing kit</b> ø56,1 ÷ 69,9 H10	<table><tr><th>code</th><th>description</th></tr><tr><td>4-121847</td><td>Center Washer ø 69,9</td></tr><tr><td>4-121849</td><td>Center Washer ø 69</td></tr><tr><td>4-121851</td><td>Center Washer ø 56,1</td></tr><tr><td>4-121852</td><td>Center Washer ø 66,1</td></tr><tr><td>4-121853</td><td>Center Washer ø 66,45</td></tr><tr><td>4-121854</td><td>Center Washer ø 67,1</td></tr><tr><td>4-121855</td><td>Center Washer ø 69,1</td></tr><tr><td>4-121858</td><td>Center Washer ø 67</td></tr></table>	code	description	4-121847	Center Washer ø 69,9	4-121849	Center Washer ø 69	4-121851	Center Washer ø 56,1	4-121852	Center Washer ø 66,1	4-121853	Center Washer ø 66,45	4-121854	Center Washer ø 67,1	4-121855	Center Washer ø 69,1	4-121858	Center Washer ø 67	8-51100061		★	★
		code	description																					
		4-121847	Center Washer ø 69,9																					
		4-121849	Center Washer ø 69																					
		4-121851	Center Washer ø 56,1																					
		4-121852	Center Washer ø 66,1																					
		4-121853	Center Washer ø 66,45																					
		4-121854	Center Washer ø 67,1																					
		4-121855	Center Washer ø 69,1																					
4-121858	Center Washer ø 67																							
	<b>Bushing kit</b> ø70,2 ÷ 76 H10ß	<table><tr><th>code</th><th>description</th></tr><tr><td>4-121846</td><td>Center Washer ø 70,9</td></tr><tr><td>4-121848</td><td>Center Washer ø 71,4</td></tr><tr><td>4-121856</td><td>Center Washer ø 70,2</td></tr><tr><td>4-121857</td><td>Center Washer ø 74,1</td></tr><tr><td>4-121859</td><td>Center Washer ø 70,3</td></tr><tr><td>4-121860</td><td>Center Washer ø 72,2</td></tr><tr><td>4-121861</td><td>Center Washer ø 73,1</td></tr><tr><td>4-121862</td><td>Center Washer ø 76</td></tr></table>	code	description	4-121846	Center Washer ø 70,9	4-121848	Center Washer ø 71,4	4-121856	Center Washer ø 70,2	4-121857	Center Washer ø 74,1	4-121859	Center Washer ø 70,3	4-121860	Center Washer ø 72,2	4-121861	Center Washer ø 73,1	4-121862	Center Washer ø 76	8-51100062		★	★
		code	description																					
		4-121846	Center Washer ø 70,9																					
		4-121848	Center Washer ø 71,4																					
		4-121856	Center Washer ø 70,2																					
		4-121857	Center Washer ø 74,1																					
		4-121859	Center Washer ø 70,3																					
		4-121860	Center Washer ø 72,2																					
		4-121861	Center Washer ø 73,1																					
4-121862	Center Washer ø 76																							

# CAMERA HEAD-LIGHT TESTERS

## PFT-CAM

### INFORMATION

Technical specifications:

Version on rubber wheels.

Visualization: touch-screen display 5.7".

Power supply: Internal rechargeable battery (12 V d.c.).

Laser alignment.

Measuring range: Brightness: 0-150.000 (lux/1m); 0-240 lux (lux/25m)


Input/Output: - RS232 serial interface with DB9 connector - USB port for firmware update

MCTCNet 2 compatibility: - DIR/NETWORK - Through software module PFT-CAM



Part-no	Description	
0-65500401/34	<b>PFT_CAM LASER Alignment.</b> Trolley mounted version. Includes: <ul style="list-style-type: none"><li>- Carriage</li><li>- Serial connection cable</li><li>- Battery charger/AC adapter - Software MCTCNet 2</li><li>- Metrologic manual</li><li>- Instructions manual</li></ul>	

## OPTIONAL ACCESSORIES FOR PFT-CAM

Image	Description	Code	
	<b>Wheel kit</b> for rails.	8-65500002	
IMAGE NOT AVAILABLE	<b>Calibration set</b> (for Technical support centres only).β	8-65500005	

# AUXILIARY WHEEL LIFTER

## PARTNER 70

### INFORMATION

Battery-Operated Wheel Lifter - it helps to easily and safely demount, move and mount the wheels of cars, SUVs and LT vehicles weighting up to 70 kg



Part-no	Electrical Supply	Description	
8-21120019/64		PARTNER 70	

# IMPACT WRENCHES

## AV 100



FOR CARS, VANS, SUV AND MOTORCYCLES

## AV 102



## AV 150



FOR EARTH MOVEMENT  
AND FARMING VEHICLES







## AV 200 / AV 201



FOR TRUCKS AND BUSES


Part-no	Electrical Supply	Description	
0-51101101/16		<b>AV 100 1/2" L</b> , impact wrench with square drive 1/2", anvil length 90mm (available until stocks last)	
0-51101701/90		<b>AV 102 1/2"</b> , impact wrench with square drive 1/2"	
0-51101801/90		<b>AV 102 1/2" L</b> , impact wrench with square drive 1/2", anvil length 51.4 mm	
0-51101201/16		<b>AV 150 3/4"</b> , impact wrench with square drive 3/4"	
0-51101301/16		<b>AV 150 3/4" L</b> , impact wrench with square drive 3/4", anvil length 156,50 mm	
0-51101401/16		<b>AV 200 1"</b> , impact wrench with square drive 1" (available until stocks last)	
0-51101501/16		<b>AV 200 1" L</b> , impact wrench with square drive 1", anvil length 169 mm (available until stocks last)	
0-51101402/16		<b>AV 201 1"</b> , impact wrench with square drive 1" (reinforced)	
0-51101502/16		<b>AV 201 1" L</b> , impact wrench with square drive 1", anvil length 169 mm (reinforced)	
8-21100265		<b>Compulsory customization kit</b>	

## OPTIONAL ACCESSORIES FOR IMPACT WRENCHES

Image	Part-no	Description		AP 1	AP 10	AP 20
	8-51100039	Turning connectors 1/2"			★	★
	8-51100040	Turning connectors 1/4"		★		
	8-51100041	Impact socket 1/2 " x 17mm, short		★		
	8-51100042	Impact socket 1/2 " x 19mm, short		★		
	8-51100043	Impact socket 1/2 " x 21mm, short		★		
	8-51100044	Impact socket 3/4 " x 24mm, short			★	
	8-51100045	Impact socket 3/4 " x 26mm, short			★	
	8-51100046	Impact socket 3/4 " x 27mm, short			★	
	8-51100047	Impact socket 1" x 30mm, short				★
	8-51100048	Impact socket 1" x 32mm, short				★
	8-51100049	Impact socket 1" x 33mm, short				★
	8-51100050	Torque extensions ø 12 for AP20				★
	8-51100051	Torque extensions ø 13 for AP20				★
	8-51100052	Torque extensions ø 14 for AP20				★
	8-51100053	Nipple male thread 1/4"		★		
	8-51100054	Nipple male thread 1/2"			★	★




## OPTIONAL ACCESSORIES FOR IMPACT WRENCHES

Image	Part-no	Description		AP 1	AP 10	AP 20
	8-51100055	Couple hose barb Ø 8mm		★		
	8-51100056	Couple hose barb Ø 13mm			★	★

# WHEEL WASHERS





**VORTEX**

STANDARD ACCESSORIES



Part-no	Electrical Supply	Description	
0-55300700/16	400V/3Ph/50Hz	<b>VORTEX 850 P</b> (steel tank and heater)	
0-55300800/16	400V/3Ph/50Hz	<b>VORTEX 850 B</b> (steel tank, without heater)	
0-55301500/16	400V/3Ph/50Hz	<b>VORTEX 850 T</b> (stainless tank and heater)	

## OPTIONAL ACCESSORIES FOR VORTEX

Image	Part-no	Description	
	8- 51120005	<b>SLR 60</b> - Wheel Lifter	
	8-51100063	<b>Set of granules</b> for filling (15kg)	
 x2	8-55600026	<b>RTP kit</b> , replacing kit for drive roller	
	8-55600027	<b>RSA kit</b> , replacing kit for support roller	
	8-55600010	Non-foaming liquid <b>detergent</b> , 10 lt.	
	8-55600019	<b>VSS</b> Ball faucet for water drainage kit	
	8-55600018	<b>RCS</b> Elbow fitting for water drainage kit	

# VULCANIZERS

**MV 100**



**MV 200**



**MV 300**



Part-no	Electrical Supply	Description	
23030100		<b>MV 100</b> - Vulcanizers with manual lever operated plate clamping.	
23030200		<b>MV 200</b> - Vulcanizers with air-operated closing mechanism, to repair inner tubes and lightweight tyres.	
23030300		<b>MV 300</b> - Vulcanizers Strongly built and easy to use, ideal to repair inner tubes and light weight tyres 600W heating plate.	

# VULCANIZERS

**MV 400**



**MV 500L**




**MV 500**



Part-no	Electrical Supply	Description	
23030400		<b>MV 400</b> - Vulcanizer with double heating plate airoperated system to close the plates monitored by a pressure governor.	
23030500		<b>MV 500</b> - Vulcanizer with mechanically closed double heating plate.	
23030600		<b>MV 500 L</b> - Vulcanizer with mechanically closed double heating plate. Portable and easy to handle. Complete with 120 minutes timer. Two wide 600 W heating plates.β	

## OPTIONAL ACCESSORIES FOR VULCANIZERS

Image	Part-no	Description	
	805420833	<b>Support</b> stand	




# TYRE TEST TANK

MT 18



MT 24



Part-no	Electrical Supply	Description	
23010200		<b>MT 18</b> - Air-operated with 6/8 bar operating pressure, complete with wheel holder lifting and lowering control. Maximum wheel diameter 800 mm. Maximum wheel width 320 mm.	
23010300		<b>MT 24</b> - Complete with air filter, air-operated with 8 bar operating pressure. Maximum wheel diameter 1300 mm. Maximum wheel width 500 mm.β	



## TYRE SPREADERS

MIP 900



Part-no	Electrical Supply	Description	
23020100	230-400V/3PH/50-60HZ	MIP / 900 - To inspect car and light vehicles tyres	

## OPTIONAL ACCESSORIES FOR TYRE SPREADERS

Image	Part-no	Description	
	805491444	Air grinder	
	805491445	Air suction device	

# AIR CONDITIONING SYSTEM DIAGNOSIS AND RECHARGE STATIONS

## A/C 1100 SERIES

AIR CONDITIONING SYSTEM DIAGNOSIS  
AND RECHARGE STATIONS



Part-no	Electrical Supply	Description	
0-66500201/64	230V/1Ph/50-60Hz	<b>A/C 1100</b> Air Conditioning recharging station, R-134a refrigerant only, manual and automatic functions, recovery-recycle-recharge, hybrid vehicle management, 192x64pixels LCD display, Wi-Fi/BT connection	
0-66500601/64	230V/1Ph/50-60Hz	<b>A/C 1100P</b> Air Conditioning recharging station, R-134a refrigerant only, manual and automatic functions, recovery-recycle-recharge, hybrid βvehicles management, 192x64pixels LCD display, Wi-Fi/BT connection, printer included	

# AIR CONDITIONING SYSTEM DIAGNOSIS AND RECHARGE STATIONS

## A/C 1105 SERIES

AIR CONDITIONING SYSTEM DIAGNOSIS  
AND RECHARGE STATIONS



Part-no	Electrical Supply	Description	
0-66500301/64	230V/1Ph/50-60Hz	<b>A/C 1105</b> Air Conditioning recharging station, R-1234yf refrigerant only, manual and automatic functions, recovery-recycle-recharge, hybrid vehicles management, 192x64pixels LCD display, Wi-Fi/BT connection	
0-66500701/64	230V/1Ph/50-60Hz	<b>A/C 1105P</b> Air Conditioning recharging station, R-1234yf refrigerant only, manual and automatic functions, recovery-recycle-recharge, hybrid vehicle management, 192x64pixels LCD display, Wi-Fi/BT connection, printer included	

# AIR CONDITIONING SYSTEM DIAGNOSIS AND RECHARGE STATIONS

## A/C 1600 SERIES

AIR CONDITIONING SYSTEM DIAGNOSIS  
and RECHARGE STATIONS



Part-no	Electrical Supply	Description	
0-66500401/64	230V/1Ph/50-60Hz	<b>A/C 1600</b> Fully automatic Air Conditioning recharging station, <b>R-134a</b> refrigerant only, manual and automatic functions, recovery-recycle-recharge, hybrid vehicles management, 7" 800x480pixels TFT-LCD RGB display , Wi-Fi/BT connection	
0-66500801/64	230V/1Ph/50-60Hz	<b>A/C 1600P</b> Fully automatic Air Conditioning recharging station, R-134a refrigerant only, manual and automatic functions, recovery-recycle-recharge, hybrid vehicles management, 7" 800x480pixels TFT-LCD RGB display , Wi-Fi/BT connection, printer included	



# AIR CONDITIONING SYSTEM DIAGNOSIS AND RECHARGE STATIONS




## A/C 1605 SERIES

AIR CONDITIONING SYSTEM DIAGNOSIS  
and RECHARGE STATIONS



Part-no	Electrical Supply	Description	
0-66500501/64	230V/1Ph/50-60Hz	<b>A/C 1605</b> Fully automatic Air Conditioning recharging station, R-1234yf refrigerant only, manual and automatic functions, recovery-recycle-recharge, hybrid vehicles management, 7" 800x480pixels TFT-LCD RGB display , Wi-Fi/BT connection	
0-66500901/64	230V/1Ph/50-60Hz	<b>A/C 1605P</b> Fully automatic Air Conditioning recharging station, R-1234yf refrigerant only, manual and automatic functions, recovery-recycle-recharge, hybrid vehicles management, 7" 800x480pixels TFT-LCD RGB display , Wi-Fi/BT connection, printer included	

## OPTIONAL ACCESSORIES FOR AIR CONDITIONING SYSTEM DIAGNOSIS AND RECHARGE STATIONS

Image	Part-no	Description	
	8-66500209	<b>Leak detector</b> with Nitrogen.	
	6019000305	<b>Leak detector kit</b> including UV lamp and glasses only.	
	8-66500010	<b>High/low pressure pipes kit</b> L=4,5 mt for, R1234yf refrigerant	
	8-66500011	<b>High/low pressure pipes kit</b> L=4,5 mt, for R134a refrigerant	

# NITROGEN GENERATORS

**NITRONIC 300**



**NITRONIC 500**







**NITRONIC 1800**








Part-no	Electrical Supply	Description	
0-55301200/16		<b>NITRONIC 300</b>	
0-55301300/16		<b>NITRONIC 500</b>	
0-55301600/16		<b>NITRONIC 1800</b>	

## ACCESSORIES FOR NITROGEN GENERATORS

Image	Part-no	Description	
	8-11600127	<b>NT</b> Kit for measuring purity	
	8-55600023	<b>Filter cartridge</b> 3-5 Nm3/h	
	8-55600024	<b>Filter cartridge</b> 20 Nm3/h	
	8-55600025	Air contamination <b>indicator</b>	

## ACCESSORIES FOR NITROGEN GENERATORS

Image	Part-no	Description	
	8-53600000	<b>WS</b> - Cyclonic condensate separator	
	8-55600002	<b>PSG</b> - Professional inflating and deflating pistol	
	8-55600001	<b>AT</b> - Pipes take-up	
	8-11100362	<b>EC</b> Inflating and deflating pistol, pressure gauge BAR G 1/4"	
	8-51120007	<b>EC</b> Inflating and deflating pistol, pressure gauge BAR and PSI G 1/4"	

# AUTOMOTIVE SERVICE EQUIPMENT



[www.facebook.com/MONDOLFOFERROofficial/](https://www.facebook.com/MONDOLFOFERROofficial/)



<http://www.youtube.com/user/MondolfoFerro>

**NEXION** S.p.A.  
Viale Dell'Industria, 20 - 61037 MONDOLFO (PU) ITALY  
Tel. 0721.93671 - Telefax 0721.930232  
[info@mondolfoferro.it](mailto:info@mondolfoferro.it) - [www.mondolfoferro.it](http://www.mondolfoferro.it)

